



2026 IPA State Finals

Director and Participant Info

Tickets and Seating

All tickets are \$20 General Admission, \$15/Children 6 and under/\$15 Seniors 65+. Family 4-packs are available for \$64* (Prices do not reflect Ticketmaster fees). They are available to purchase online via Ticketmaster.com or at the Hulman Center Box Office. Tickets will not be printed but must be accessible by mobile devices. Please advise patrons.

Video and Photos

Video of any kind will be strictly prohibited due to copyright laws. Still photographs are permitted WITHOUT use of the flash. No long lens cameras permitted. A director's copy will be provided on Competition Suite for director use only, not to be distributed. One staff member from each school is also permitted to video up at the suite level, out of view of the judges or IPA cameras.

Unit Check-in

Unit check-in will be located just inside the EAST Doors Entrance along 9th St. Directors can temporarily park on 9th St. just outside these doors, check their unit in and continue on to unit parking. Upon check-in, directors will receive wristbands for all performers plus 8 additional wristbands. Pass Plus will receive an extra 5 wristbands. This will be the **ONLY** entrance wristbands may enter the area. Staff badges may enter through any doors. **Students not in uniform should have wristbands.** There will be concessions available for students in this area. MAIN POINT OF CONTACT FOR YOUR GROUP WILL NEED TO GIVE A PHONE NUMBER FOR COMMUNICATION.

Restrooms

Restrooms are available in the arena for those with a wristband (or in costume) via entrance through the EAST doors across from the warm up lot. This will be the only entrance wristband holders are permitted to enter. These facilities will not be available as a uniform changing room.

No Director/Bus Driver Hospitality

Director hospitality will NOT be available to directors/staff/drivers. Drivers will only be permitted to enter Hulman Center with proper credentials. There are plenty of restaurants/coffee shops within walking distance.

Unit Parking

Truck parking will be located in Lot D extension (see map). Smaller trucks, such as box trucks, will be sent to the small lot east of the stadium. 1 staff vehicle per unit will be permitted to park in a lot near unit parking. All others will be directed to park in the parking garage or elsewhere. **Buses** will not be parking with the trucks so units should have a plan in place as to where to change and leave bags while in warm-up. After loading your truck post performance, your semi may be asked to move to another lot to make room for others. ***Please have contact info for your driver so that we can be in touch if needed.***

Spectator Parking

All spectators/other staff will have the option to park in the **ISU event parking garage (West of Hulman Center)** for \$5 OR find street parking elsewhere. CONVENTION CENTER PARKING GARAGE IS AT YOUR OWN RISK - please adhere to posted hours. Please note, campus parking lots must have proper credentials.

Ensemble Warm-up

All warm-ups will take place in Lot D according to the logistics schedule (see attached). Warm-up in other areas on campus or at other times is prohibited. **Units may arrive at warm-up at any point within the time given for warm up. Regardless of when a unit starts their warmup, units must adhere to the transit schedule and exit warm up areas on schedule or will be subjected to penalties.** Floor tarps (both “practice” and “performance”) are not to be pulled out during warm-up. See attached diagram for warm-up orientation. All equipment must be removed from the warm-up area before you depart for your performance. ***Please be respectful of all units warming up - keep metronomes audible to your group only - don't blast your Megavox.***

Rain Plan

In the event of inclement weather, a warm-up tent will be provided in Lot D and units will use the “tent time” schedule for warm up - using traditional warm up interval times. **We cannot control the weather, but YOU can control your preparedness for it!** Please bring tarps, towels for the transit times. Rain will NOT allow you to enter the arena earlier than your staging time, as space does not allow for this. **BY THURSDAY, if we see that the weather is looking in our favor, we will eliminate the tent times and open up 2 more warm up locations, extending warm ups an additional 20 minutes. This will not change your performance time.**

Warm-up Power Resources

There will be both a generator and few extension cords running power out to the warm up spots from local parking lot outlets however, we do not manage this source (belongs to the city) and it is at your own risk. **If you want guaranteed power in warm up, it is advised to bring your own generator.**

Warm-up to Arena Transit

Ensembles departing the warm-up area will push to the arena from Lot D. Please leave on time as to not miss your ramp/staging time. **Should there be rain, come prepared with tarps/towels as there is no covered area from warm up push to inside the area.**

Ramp time/staging

There is a 7-degree ramp that all equipment must travel down to get into the arena. It is advised that you enter the arena in the order that you want to enter the floor as there is limited space to re-organize once inside the arena transit hallways. Heavy equipment may need 2-3 hands to help down the ramp (comparable ramp to UD arena and Lucas Oil).

THERE IS VERY LIMITED PROP ASSEMBLY SPACE. Outside of props too tall to enter the gate, all props should be assembled outside of the arena, prior to coming down the ramp and be ready to enter the floor.

A “keep to the left” approach will be used when on the ramp as one unit enters, another is exiting. Units will enter and remain single file in the venue. This backstage area must remain quiet as to not disturb the performing unit. Tarps and Pit equipment will be directed through the hallways to enter from stage left. Large props must enter the same direction as the rest of the unit unless too tall to go through hallway. **Dimensions of the Hulman Center hallway are: 8' wide x 8' 2" tall.** Also keep in mind that the hallway is not straight and will require some slight turning.

Performance

We will utilize a **horizontal timeline** as indicated on the maps included. There will be seating access from the floor for staff viewing. Power will be available at the front and back of the performance area.

Exiting

PIT EQUIPMENT/PROPS will exit the floor stage right (end zone) and exit the arena immediately following performance via ramp. Battery can drop equipment STAGE LEFT CORNER and tarps can be snaked out **STAGE LEFT** and laid in the tarp re-folding room (directly below the stands) to straighten and placed back on the cart. **All equipment must exit the venue during this transit time as to leave space for the next unit exiting.** Any help needed getting heavy equipment down the ramp may also be needed going back up the ramp. See pictures attached.



View of ramp from street level

View of ramp from street level



After Performance - Students

Student performers are invited to re-enter Hulman Center in uniform to watch the remainder of the performances. Students will be directed to sit in the up level in the 200 seats. Any students attempting to sit in patron seats will be asked to move. **Please explain this to your students.**

Concessions

Concessions for students are available on the concourse. No food is permitted to be brought into the stadium.


Awards Retreat - NEW PROCEDURE

Prior to the last performance of the block, all students will find their assigned group seats. This will be sent to directors AND given to directors at Unit Check in. From here, groups will be dismissed in retreat lineup order by an IPA Coordinator and led into the retreat lineup. The last 3 groups to perform in the block will lineup in the room under the spectator seating (tarp re-folding room).


Retreat will be a full, uniformed retreat. Please inform your students. **Staff WILL NOT enter the floor with the students but can congregate Stage Right.**

IMMEDIATELY FOLLOWING RETREAT, there will be about 10 minutes allotted for pictures and celebration, but then announcements will be made to clear the floor for clean-up. **We have to be out by Midnight!**


Entrance to Floor – Stage Left (There will be a pole in the middle but it is a 19' opening)



Taped off area at the top of the first level for your audio tech. All judges sit just below this.



POV of judge seating area.



From stage left entrance, looking across the back of the tarp toward the EXIT.

NOTE: Only approximately 5' from the back of the tarp to the back curtain in the back.



Directions to the Hulman Center, Terre Haute, IN

From the East:

Take I-70 West to Exit 11. Turn North onto US-46. At the T, turn left onto US-40/Wabash Ave.
Buses/Trucks - Turn right onto 9th St. and follow IPA volunteer instructions for parking/unload.
Spectators – turn right on 9th St., then left on Cherry St. to park in ISU Parking garage, corner of Cherry St. and 8th St.

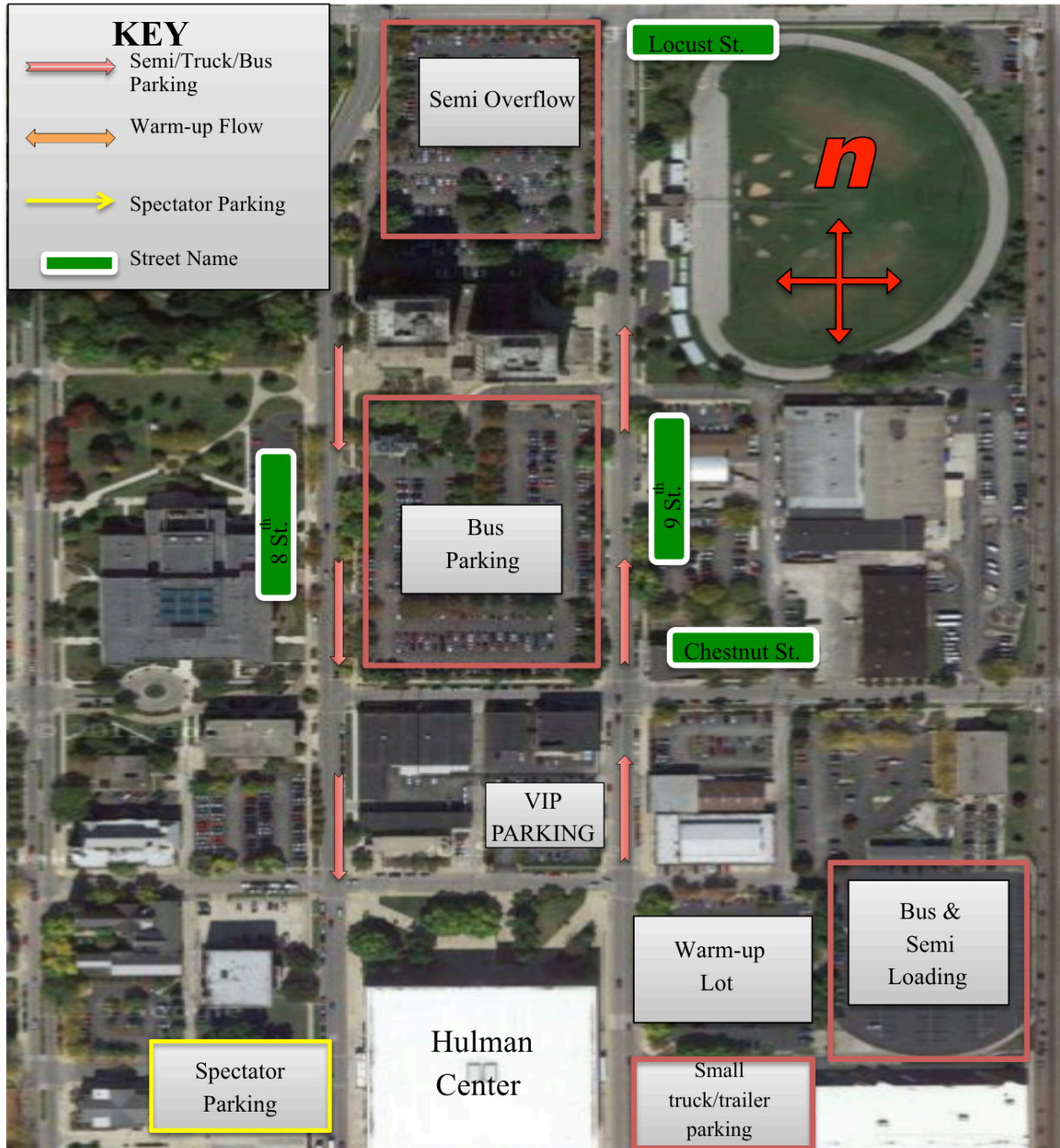
From the South

Take US-41 North to Terre Haute. In approximately 2.5 miles after passing under I-70, turn right onto Ohio Blvd (one way). Buses/Trucks - Turn left onto 9th St. and follow IPA volunteer instructions for parking/unload.
Spectators – turn left onto 9th St then left on Cherry St. to park in ISU Parking garage, corner of Cherry St. and 8th St.

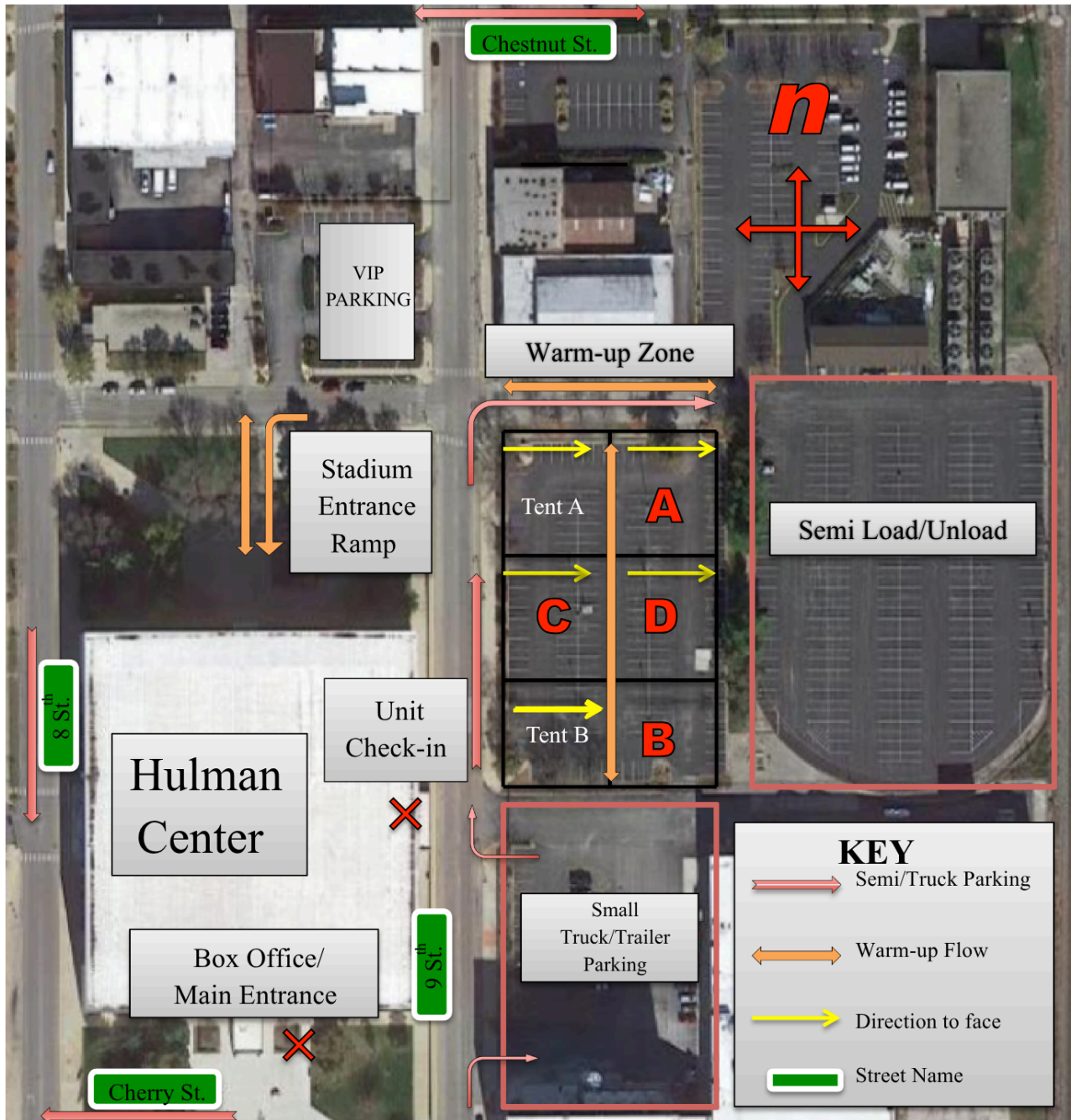
From the North

Take US-41 South to Terre Haute. At the courthouse, turn left onto Ohio Blvd (one way).
Buses/Trucks - Turn left onto 9th St. and follow IPA volunteer instructions for parking/unload.
Spectators – turn left onto 9th St then left on Cherry St. to park in ISU Parking garage, corner of Cherry St. and 8th St.

Campus Overview



Warm-up Lot View

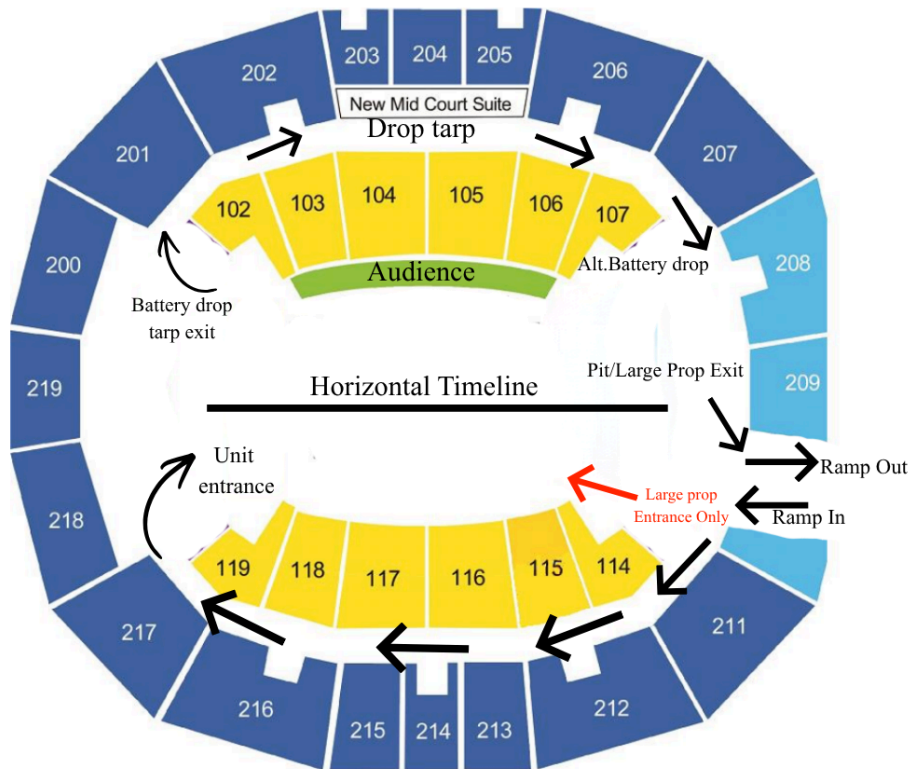
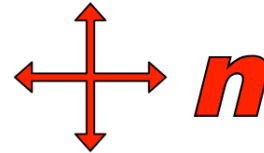




indiana percussion
association

Hulman Center Arena Maps
Indiana Percussion Association State Finals

Interior Flow Map



Warm up Lot

ENTRANCE

Tarp, battery, and pit will travel through the hallway behind the backfield and enter the floor from stage left.

Props and large equipment should enter stage left with tarp, battery, and pit. In the event this is a problem, an IPA staff member will determine that entrance via stage right is permissible. If you feel this applies to your group, please let us know in advance.

Hallway Dimensions: 8' wide x 8' 2" tall

EXIT

Upon completion, all equipment, props, and tarp will immediately cross the timeline and exit stage right, **KEEPING TO THE LEFT** as you exit out and up the ramp to avoid possible entrance from another unit. Tarps should be removed **FIRST** and taken up to Eagle street ramp where it can be refolded. All other equipment items can then be grabbed accordingly. There is plenty of space as long as everyone **KEEPS TO THE LEFT**.